

Apple Volume Purchasing Program for LDSB Sites



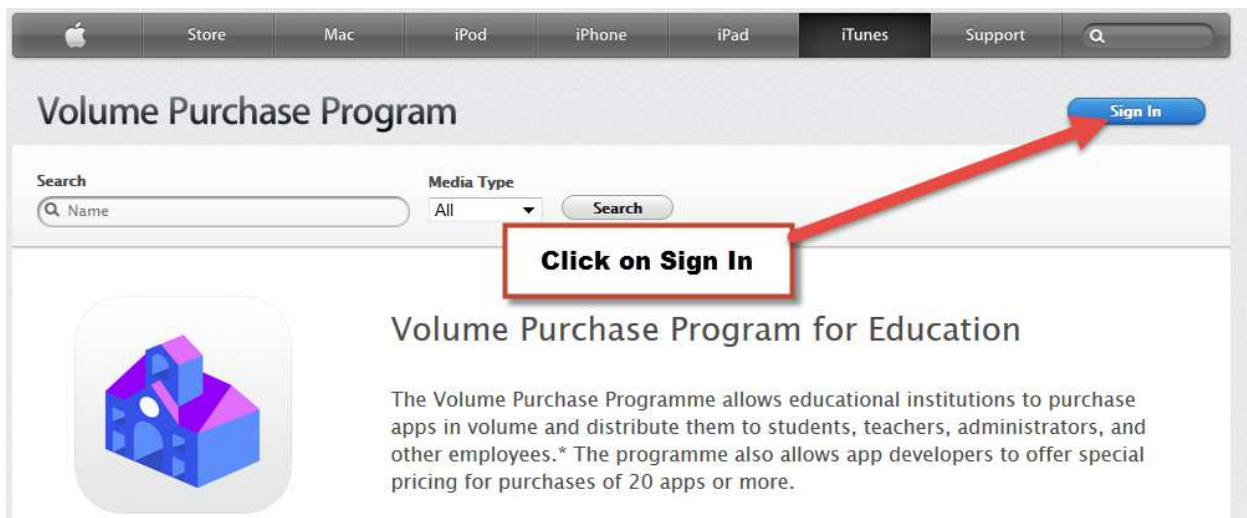
Volume Purchase Program for Education

The Volume Purchase Programme allows educational institutions to purchase apps in volume and distribute them to students, teachers, administrators, and other employees.* The programme also allows app developers to offer special pricing for purchases of 20 apps or more.

Step 1: Click on the Link below and login to your Site Account. VPP credentials should be kept confidential. All app purchases made through a VPP account will remain the property of that Site.

Link to VPP: <https://volume.itunes.apple.com/WebObjects/MZFinance.woa/wa/login?cc=us>

Please contact IT for your user name and password.



The screenshot shows the Apple Volume Purchase Program for Education website. At the top, there is a navigation bar with links for Store, Mac, iPod, iPhone, iPad, iTunes, and Support. Below this is the main heading 'Volume Purchase Program' and a 'Sign In' button. A search bar is visible with the text 'Search Name' and a 'Media Type' dropdown menu set to 'All'. A red arrow points from a callout box containing the text 'Click on Sign In' to the 'Sign In' button. Below the search bar, there is a section titled 'Volume Purchase Program for Education' with a description: 'The Volume Purchase Programme allows educational institutions to purchase apps in volume and distribute them to students, teachers, administrators, and other employees.* The programme also allows app developers to offer special pricing for purchases of 20 apps or more.'

Step 2: Enter the Site Login and Password

Volume Purchase Program

School VPP Login

Education Store Sign-In
Sign in below with the Program Facilitator Apple ID and password that was given to you by your institution's Program Manager.

Apple ID
vpp_???@limestone.on.ca

Password
●●●●●●●●

Cancel Forgot Password... Sign In

Step 3: Entering Payment Information. Once you have logged in, you will need to enter your Admin Credit Card (no non-board credit cards).

Volume Purchase Program \$0.00 vpp_eds@limestone.on.ca

Search Media Type: All Search

Account Summary
Purchase History
Redeem VPP Credit
Sign Out

Open Account Summary

To get started, search for an app.

Volume Purchase Program

\$0.00

vpp_ed@limestone.on.ca

VPP Home > Account Summary

Account Summary

Click on Payment Information

Easily assign apps to users on iOS 7 or later or on OS X 10.9 or later using a Mobile Device Management (MDM) solution, such as the latest version of Apple Profile Manager. If you have an MDM solution, you can download a token which can be used to link your MDM solution with your VPP account. Once linked, you can invite users, assign apps, and revoke and reassign apps directly through your MDM solution. This token will expire after one year or after a password reset.

[Download Token](#)

Ignore these Areas

Latest Purchases

Jun 03, 2014 ipod touch Quantity: 100

[View Purchase History](#)

Account Information

Mr. Educational Services (vpp_ed@limestone.on.ca)
External Company

Payment Information:

VPP Credit Balance:

Credit Card: None Mr. Educational Services

Your Order: Not Entered

[Redeem VPP Credit](#)

[Previously Redeemed Credits](#)

[Edit Payment Information](#)

Apple Store Mac iPod iPhone iPad iTunes Support

Volume Purchase Program

Provide Payment Information

Please select a payment method.

VISA MasterCard American Express **None**

Billing Address

Title

PS

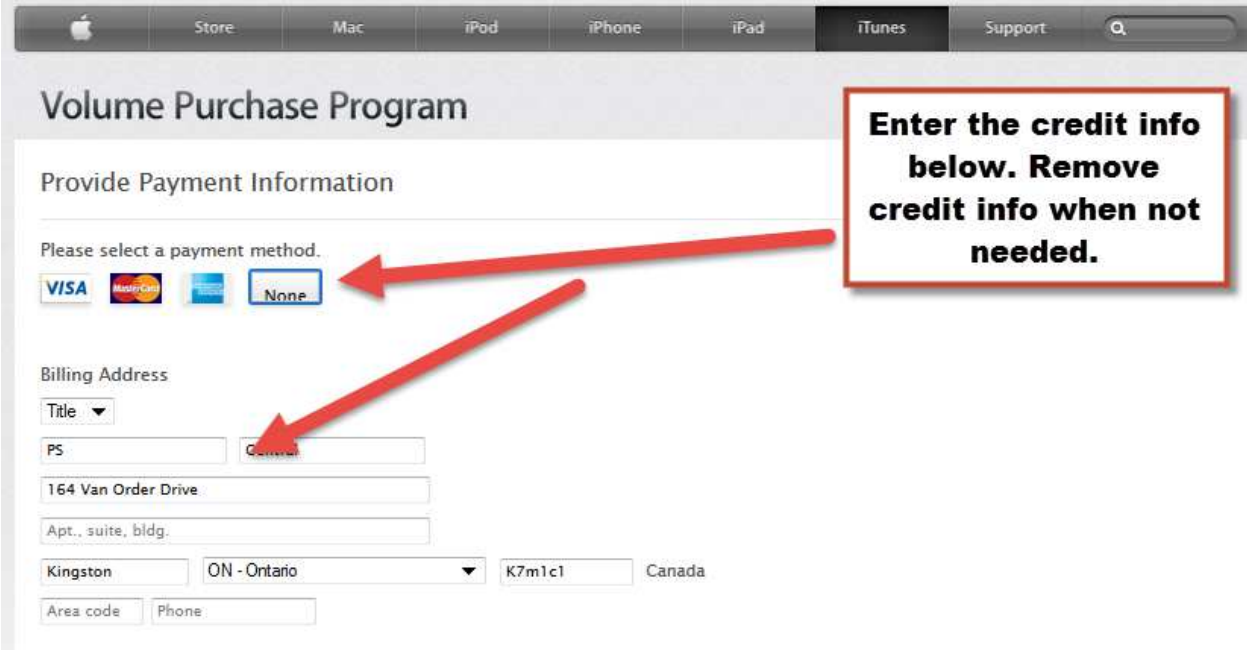
164 Van Order Drive

Apt., suite, bldg.

Kingston ON - Ontario K7m1c1 Canada

Area code Phone

Enter the credit info below. Remove credit info when not needed.



Step 4: Search and purchase apps

Apple Store Mac iPod iPhone iPad iTunes Support

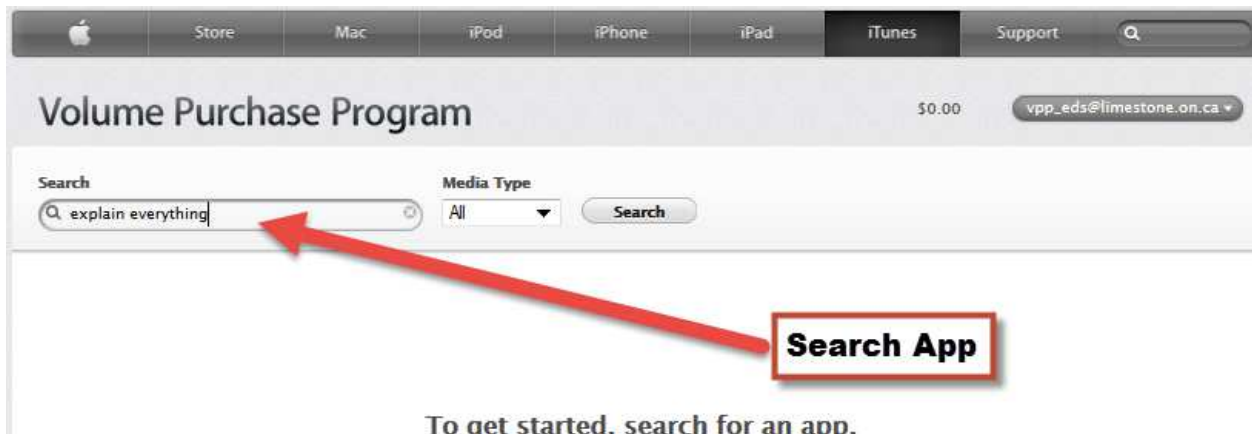
Volume Purchase Program

\$0.00 vpp_ed@limestone.on.ca

Search Media Type

Search App

To get started, search for an app.



Volume Purchase Program \$0.00 vpp_edcs@limestone.on.ca

Search Media Type All Search

iPad Apps 1-10 [See More >](#)

Name	Developer	Category	Released/Updated
Explain Everything™	MorrisCooke	Education	19/08/11
Vittle Free: Interactive Whiteboard Vide...	Qrayon, LLC	Productivity	30/04/13
bContext - Interactive Whiteboard	bNapkin Inc.	Education	21/06/12

Click on App to view details

Volume Purchase Program \$0.00 vpp_edcs@limestone.on.ca

Search Media Type iOS Apps Category All Search

Purchase Details

	Price	Quantity	Subtotal
Explain Everything™ by MorrisCooke	\$2.99 ea. (1-19 units)	<input type="text" value="20"/>	\$29.80
	\$1.49 ea. (20+ units)		

Do Not Select

Distribution Type

- Redeemable Codes:** Download a spreadsheet containing redeemable codes which you can then provide to your users. The app is given to the Apple ID that redeems the code. Codes will only be redeemable in the Canadian store.
- Managed Distribution:** Assign apps to users on iOS 7 or later or on OS X 10.9 or later using a Mobile Device Management (MDM) solution, such as the latest version of Apple Profile Manager. You retain control of the apps only, allowing you to revoke and reassign them as needed.

Step 1 **Step 2** **Step 3**

Review Order

The screenshot shows the VPP interface with the following elements and annotations:

- Header:** Apple logo, Store, Mac, iPod, iPhone, iPad, iTunes, Support, and a search bar.
- Page Title:** Volume Purchase Program, with a balance of \$0.00 and an email address: vpp_ed@limestone.on.ca.
- Search Bar:** Contains the text "explain everything".
- Order Summary:**
 - Item: Explain Everything™ by MorrisCooke.
 - Price: \$1.49 ea. (20+ units).
 - Quantity: 20.
 - Total: \$29.80 (plus tax, where applicable).
- Annotations:**
 - A red box labeled "Verify that this says Managed Distribution" points to the "Distribution Type: Managed Distribution" text.
 - A red box labeled "Check the Quantity and Price" points to the "Quantity" and "Price" fields.
 - A red box labeled "Place Order" points to the "Place Order" button.
- Buttons:** "Cancel" and "Place Order".

Step 5: To Check Site Purchases

The screenshot shows the VPP interface with the following elements and annotations:

- Header:** Volume Purchase Program, with a balance of \$0.00 and an email address: vpp_ed@limestone.on.ca.
- Navigation:** VPP Home > Account Summary.
- Account Summary Menu:**
 - Account Summary
 - Purchase History** (highlighted)
 - Redeem VPP Credit
 - Sign Out
- Section Title:** Purchase History.
- Table:**

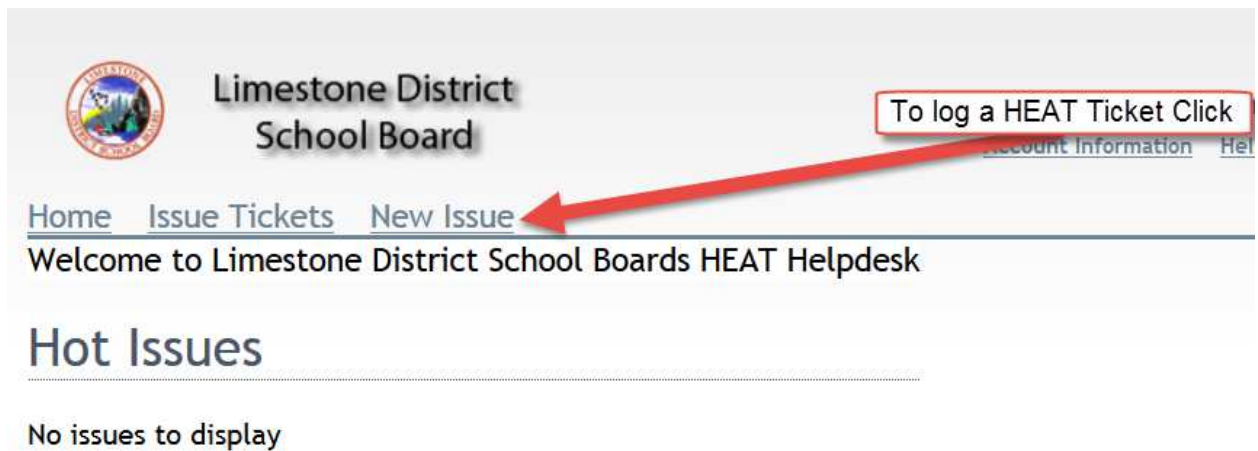
Order Date	Order	Name	Type	Quantity	Total	
Jun 03, 2014	MH8B5Y9M2N	Dropbox	iOS App	100	Free	Managed Licenses
Jun 03, 2014	MH8B5Y9M2N	Tellagami	iOS App	100	Free	Managed Licenses
- Annotations:**
 - A red box labeled "To View Purchases" points to the "Purchase History" menu item.


Step 6: Now that you have completed the App purchases for your site, the apps have been sent to the Limestone AirWatch Console. Send a HEAT Ticket to James Wallace to identify which iPads you would like him to push the purchased apps to (see iPad label on reverse side of each iPad, or go to the iPad's Settings>About>Name).

Appendix B: Logging a HEAT Ticket

HEAT Desk URL:

<https://helpdesk.limestone.on.ca/HeatWebUI/hss/HSS.jsp>



 Limestone District
School Board

[Home](#) [Issue Tickets](#) [New Issue](#) [Account Information](#) [Hel](#)

To log a HEAT Ticket Click

Welcome to Limestone District School Boards HEAT Helpdesk

Hot Issues

No issues to display



New Issue/ 00039272

► **Subset**

▼ **CallLog**

Step 1: Choose Mobile Device from drop down

Step 3: Explain which app(s) are to be pushed, and to which iPads.

Incident Information	Describe your problem below	Solution Information
<p>Category Mobile Device</p> <p>Room # NA</p> <p>Priority Normal</p>	<p>Just purchased 20 Smart Notebook apps for Amherst Island PS, could you push these to ami_ipad001@limestone.on.ca</p> <p>ough _ipad010@limestone.on.ca</p>	

Step 2: Type Not Applicable